

Business idea

Software for the simulation of electronic and optoelectronic semiconductor nanodevices and materials

Vision

“To establish the nextnano software as the de facto standard simulator for the next generation of semiconductor nanodevices and materials.”

Founder

Stefan Birner, MPhys, has several years of international experience in the field of semiconductor simulation. Through competent partners at universities he has access to a large network of know-how in this field.

Partner

Prof. Dr. Peter Vogl
Chair for Theoretical Semiconductor Physics
Walter Schottky Institute and Physics Department
Technische Universität München
D-85748 Garching

Memberships

bayern photonics – Bavarian Competence Network for Optical Technologies, **NanOp** – Competence Centre for the Application of Nanostructures in Optoelectronics, **ENNaB** – Excellence Network NanoBioTechnology, **Nanonetz** – Bavarian Nanotechnology Cluster,

Applications

Quantum cascade lasers, quantum dots, Nano-MOSFETs, strained silicon, LEDs, nitride materials, infrared detectors, bio sensors, ...

Disruptive technologies

nextnano acts in new markets: nanowires, bio chips, efficient solar cells, organic semiconductors, nanocrystals, gas sensors, spintronics, quantum computing, ...

Project support

nextnano received financial support from the German Federal Ministry of Education and Research (BMBF).

Executive Summary

The business idea of nextnano is the development of software for the simulation of electronic and optoelectronic semiconductor nanodevices and materials (e.g. transistors, resonant tunneling diodes, quantum dots, quantum wires, quantum cascade lasers). Due to the continuing scaling of semiconductor electronics, quantum physical effects are gaining importance and confront the industry with fundamental challenges with respect to simulation and design.

Our unique selling proposition is an advanced physical method for the calculation of the **quantum mechanical properties** of an arbitrary combination of geometries and materials, i.e. the nextnano software is not limited to certain types of devices and thus perfectly suited for both, currently existing devices and novel devices, like for instance protein sensors (bio chips).

Our customers benefit from faster (time-to-market) and cheaper development of devices.

nextnano is a spin-off from the Walter Schottky Institute of the Technische Universität München, Germany.

Customers

Our customers are the research labs of the leading semiconductor companies. So far we had successful projects with companies on quantum cascade lasers, quantum wells and quantum dots. Numerous top-notch universities are among our customers, like MIT, Princeton, Oxford, Cambridge, Technion, Tokio, Fraunhofer Institute.

Customers' benefits

- better understanding of device physics
- systematically improve and optimize devices
- less redesign cycles (optimum prototype)

Customer feedback

“One reason that the nextnano software is so good at nanoelectronics is that it was not designed for nanoelectronics. It was designed to do physics.”

Postal address

nextnano
Stefan Birner, MPhys
Suedmaehrenstr. 21
D-85586 Poing
Germany

Internet www.nextnano.de
Email stefan.birner@nextnano.de
Telephone +49-8121-7603205
Fax +49-8121-7603206

Value added tax id no. DE 214469256
Tax no. 112/205/21062

Bank details

Sparkasse Amberg-Sulzbach
Account no. 200 509 024
Account owner: Stefan Birner
Bank code 752 500 00
IBAN DE04 7525 0000 0200 5090 24
SWIFT-BIC BYLADEM1ABG
We accept major credit cards (VISA, MasterCard, JCB) and PayPal.

3D quantum dot (pyramidal shaped quantum dot)

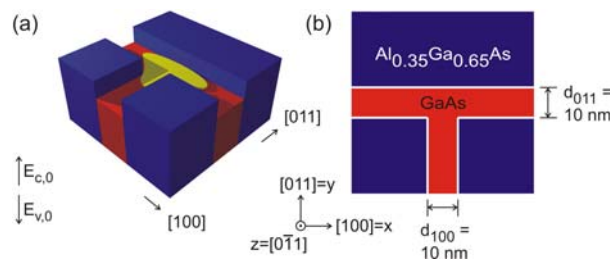


Left: Cut through the quantum dot: The bright line represents a layer of three atomic layers of InAs. Below this InAs layer the substrate material GaAs is located. The different lattice constants of GaAs and InAs lead to strain which causes self-organized growth of quantum dots. The InAs pyramid is surrounded by GaAs.

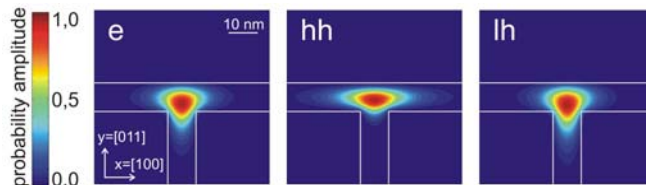
(bright colors: compressive strain, dark color: tensile strain – as calculated with nextnano.)

Right: Due to the strain, strong piezoelectric fields arise at the edges of the pyramid which affect the optical properties of the dot.

2D quantum wire

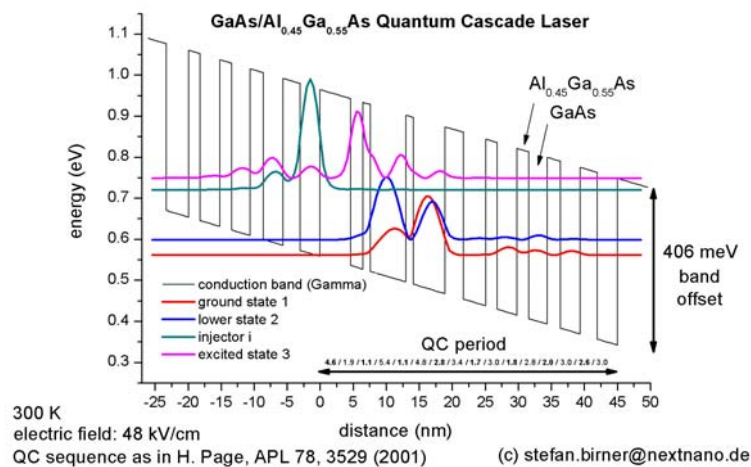


The figure on the left (a) shows schematically the conduction band profile of a T-shaped quantum wire. The schematic on the right (b) shows the relevant dimensions and materials.



In this figure the calculated wave functions of the electron (e), heavy hole (hh) and light hole (lh) are shown.

1D quantum wells (quantum cascade laser)



Conduction band structure of a quantum cascade laser including the most important electron wave functions.